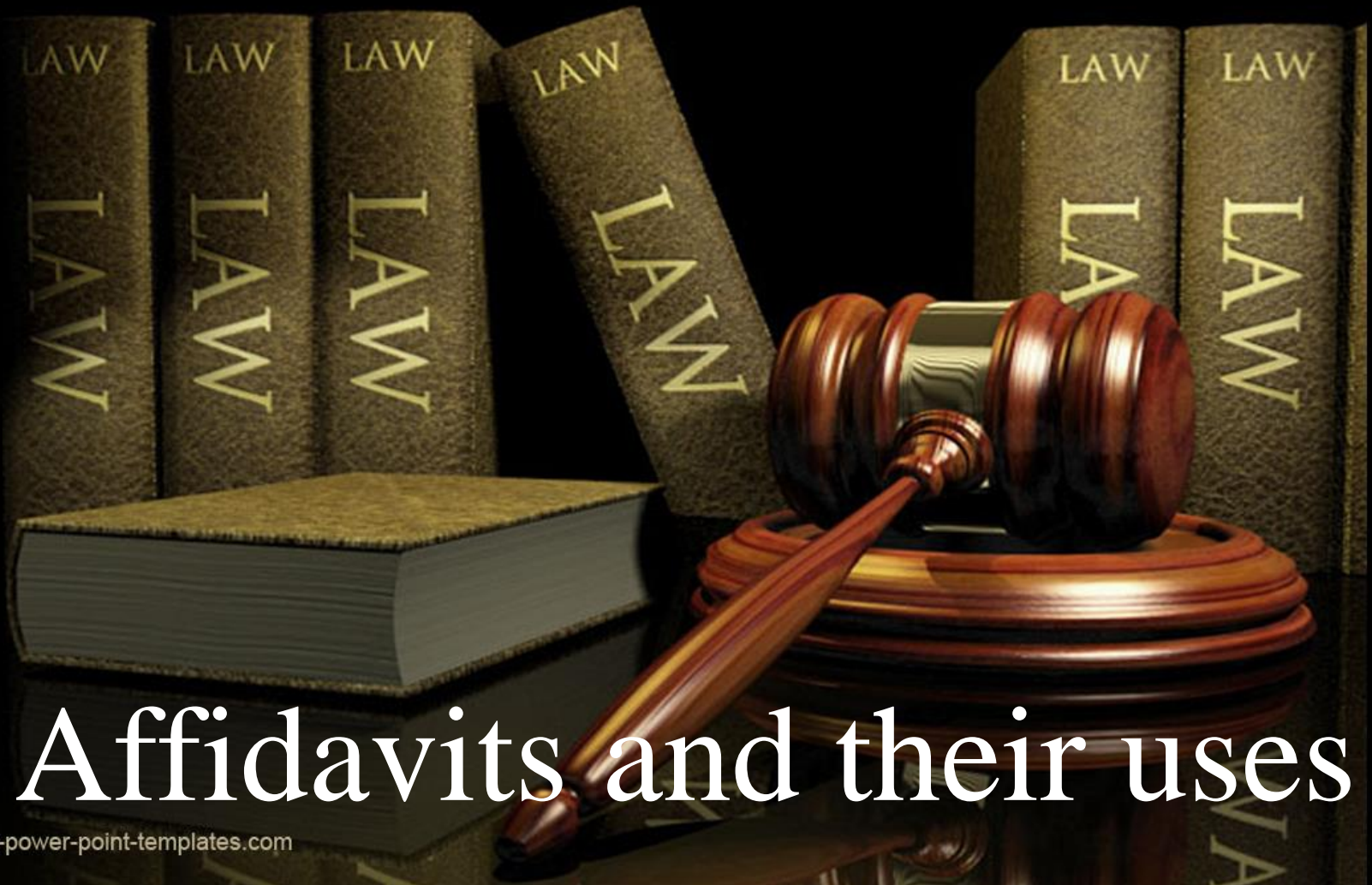


Common Law



Affidavits and their uses

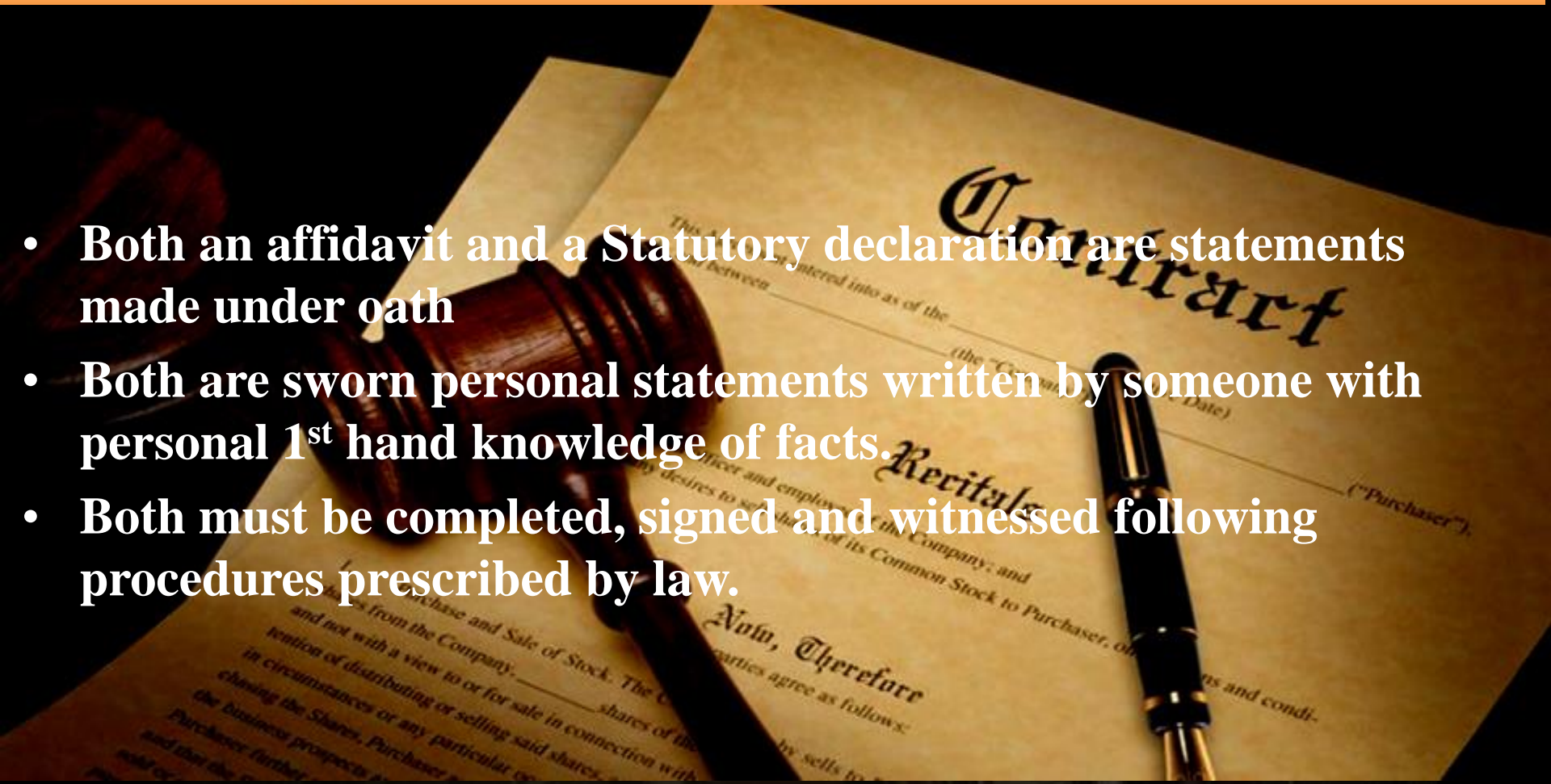
Affidavits are a legal process of utilizing both information and evidence that empowers the individual for their own personal independence and freedom



Statutory Declarations and Affidavits are

Legal Documents

- Both an affidavit and a Statutory declaration are statements made under oath
- Both are sworn personal statements written by someone with personal 1st hand knowledge of facts.
- Both must be completed, signed and witnessed following procedures prescribed by law.



Purpose of an Affidavit

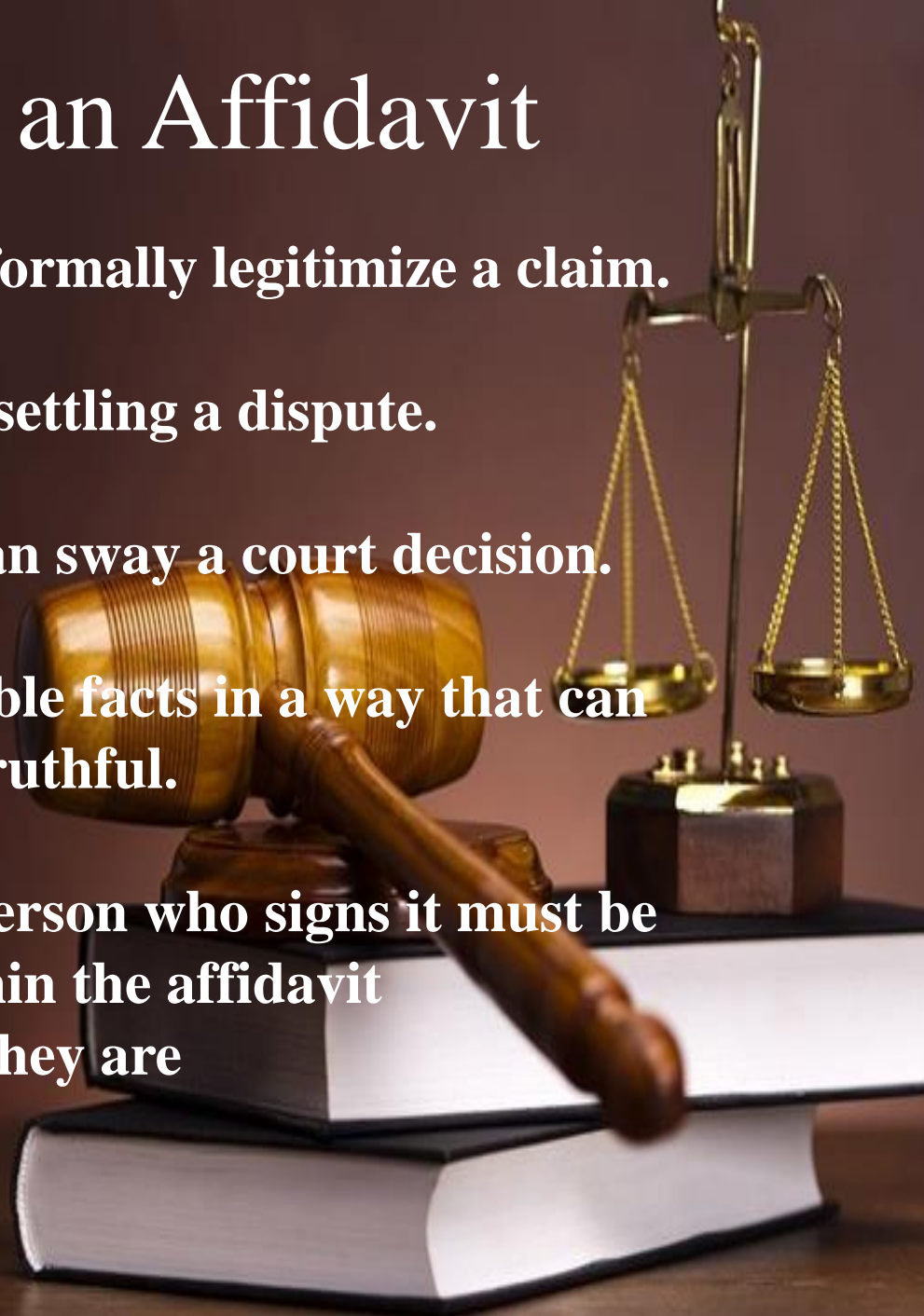
The purpose of an affidavit is to formally legitimize a claim.

Affidavits are a crucial tool used settling a dispute.

When used properly, affidavits can sway a court decision.

affidavits serve to deliver certifiable facts in a way that can reasonably be guaranteed to be truthful.

For an affidavit to be valid, the person who signs it must be personally aware of the facts within the affidavit and they must take an oath that they are 100% honest within the affidavit.





VICTORIA POLICE

STATUTORY DECLARATION

I,
of
in the State of Victoria, do solemnly and sincerely declare:

- Statutory declarations are a legal document that :
- Is a formal document that is a sworn statement of fact(s).
- The declaration is a statement of facts that a person says is true.
- The persons truths or facts are NOT under contest or contention.
- It must be signed and sworn to in front of someone who is allowed to execute it.
- False statements are liable “under penalty of perjury”.
- They are typically used OUTSIDE of the courtroom, but mainly in the Maritime Statute Law environment.

I acknowledge that this declaration is true and correct and I make it in the belief that a person making a false declaration is liable to the penalties of perjury.

Signature Of Person Making Declaration	
--	--

Declared at
Before me,

	in the State of Victoria on	
--	-----------------------------	--

SIGNATURE	
PRINT NAME	
ADDRESS	

Affidavits

- Think of an affidavit as written court testimony.
- You identify yourself and your relationship to the matter or case.
- Can be used in both Statute law and Common law environments.
- Can be used both in the court (public) and personal (private) arenas.
- Can be used to define and determine the truths or facts that ARE under contest or contention.
- Can be used as a to settle civil disputes between individuals, Businesses and Government and Statutory bodies.
- Affidavits provides a court like process by way of postal correspondence.
- The results establish a common law contract between the parties.

Affidavits are used in courts for

- Divorce Proceedings
- Property disagreements
- Debt disputes
- Confirmation that legal documents have been received
- To notify a party of a change of proceeding
- Residency verification
- To confirm someone's identity.



Some Common Law Affidavits can be used for:

- 1. Asserting and defending ones Human and Legal rights.**
- 2. Challenge jurisdiction of Government departments and statutory bodies.**
- 3. Challenge the application and legitimacy of the laws being applied.**
- 4. Challenge the legitimacy of fines and penalties**
- 5. Compensation for Loss or damage to personal property**



A bronze statue of Lady Justice, the personification of the goddess of justice, is shown from the chest up. She is holding a pair of scales of justice in her left hand. The statue is set against a solid blue background. The lighting is dramatic, highlighting the contours of the statue's face and the folds of her robe.

Conditional Acceptance

Estoppel Conditions Apply

A conditional acceptance, is when a person informs the offeror that he or she is willing to agree to the offer provided that some changes are made or evidence is provided. This type of acceptance operates as a counteroffer.

Estoppel is a legal mechanism that prevents or "estop" a person from making assertions or from going back on his or her word or actions.

Legal doctrines of estoppel are based in both common law, equity law and also in international law.

Creating an Affidavit.

Basic structure

Step 1: Create a Title

Step 2: Create a Statement of Identity

Step 3: Affirm Your Honesty

Step 4: State points of contention and list legal points to support your position

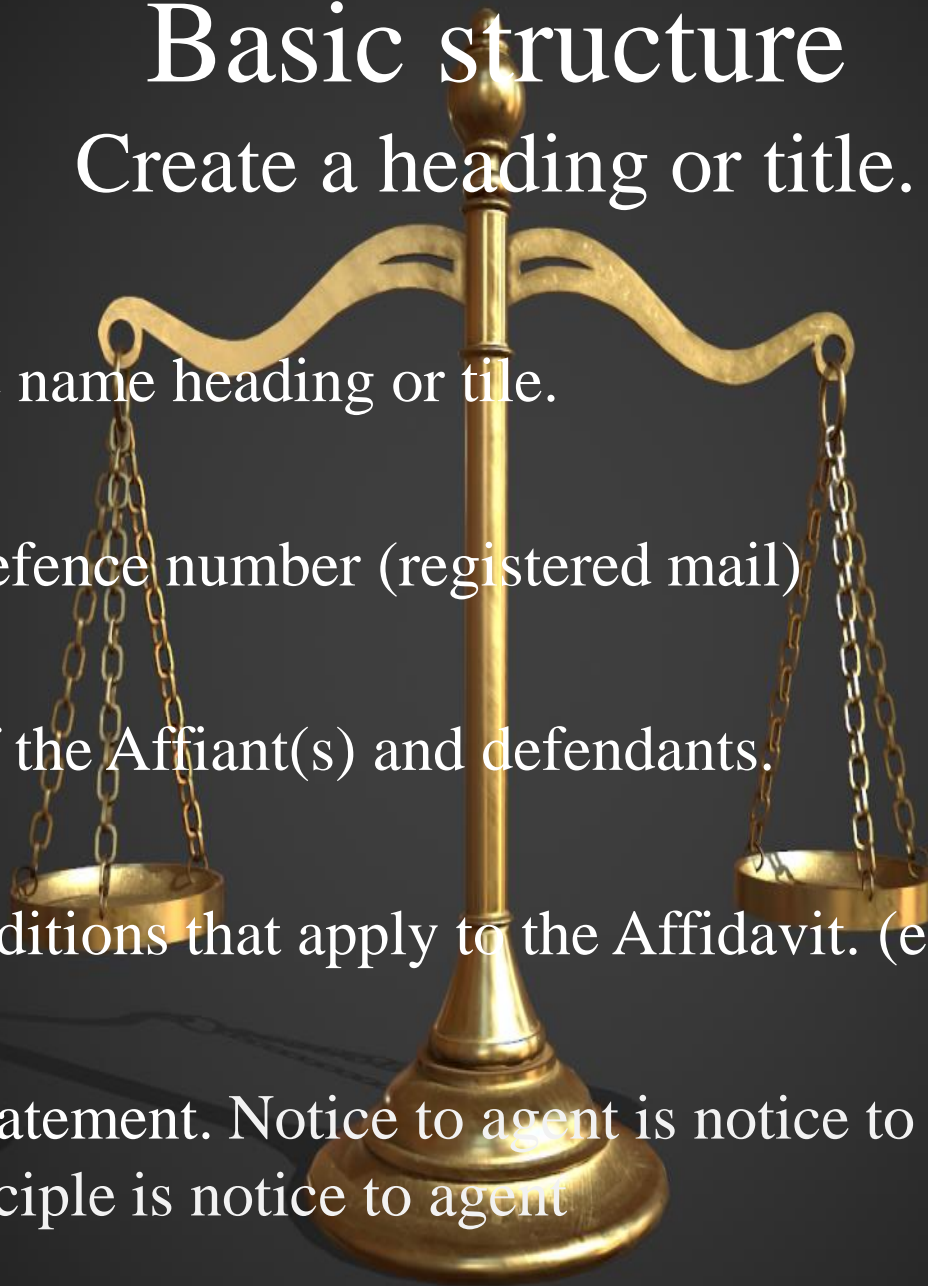
Step 5: Sign and Notarize Affidavit



Basic structure

Create a heading or title.

- Create a Case name heading or title.
- The case or reference number (registered mail)
- The names of the Affiant(s) and defendants.
- State any conditions that apply to the Affidavit. (estoppel)
- Include the statement. Notice to agent is notice to principle and notice to principle is notice to agent



Craft a statement of identity

- **Include your personal information including your :**
- **Your name.**
- **Your age.**
- **Your occupation (if relevant)**
- **Your place of residence.**
- **Any other information of identity relevant to the situation or case.**



Example of heading and title & identity

Conditional Acceptance

Ref:TCOClaim001]

Estoppel Conditions Apply

Notice to Principal is notice to agent; Notice to agent is notice to principal

Date[00/00/2022]

Fname:Sname

Address

Address

Mr/Miss/Ms TRAFFIC CAMERA OFFICE

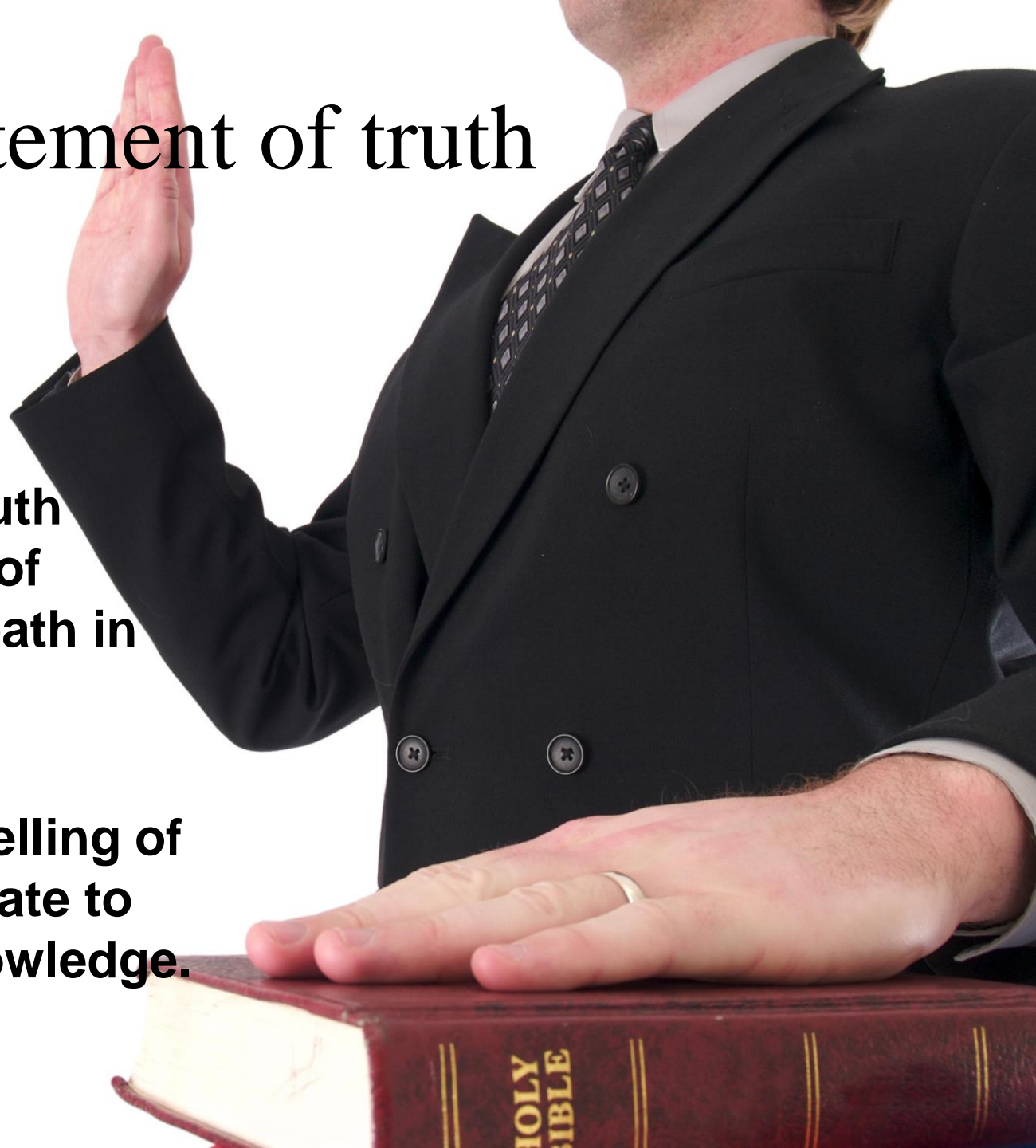
Level 1/277 Williams Street

Melbourne, Vic 3000

Your Reference Obligation number [Insert the reference number they use]

Write a statement of truth

- A statement of truth is the equivalent of swearing under oath in a courtroom.
- swear that your telling of the facts is accurate to the best your knowledge.



Example of Statement of Truth

I, a man commonly known as **Name of Living Human**, hereinafter “Informant” and “I” am competent to state the following matters that they are true, correct and complete, presented in good faith, and not intended to mislead.

1/ That the Accused are discriminating against people who have chosen not to participate in the medical experimental procedure commonly referred to as a covid 19 vaccination, by refusing access to the publicly owned facility called the Ballarat Aquatic and Lifestyle Center herein referred to as the BALC.

2/ That the Accused have noticed the public concerning their discriminatory actions on their website.

3/ That the Accused were made aware of their unlawful actions via the Informant’s Affidavit, Reference BALC0001, and did refuse to rebut said Affidavit points in their own Affidavit sworn under penalty of perjury within the Estoppel period of 28 days and were thus notified of their default and private settlement in this regard.

Establish your legal position



- **This section of the affidavit will likely be the longest.**
- **Use legal maxims (established principles) to assert your position of law.**
- **State only the facts (1st hand knowledge).**
- **Cite Laws that support your position.**
- **Cite legal loophole(s) and inadequacies that bring into question the legitimacy of the accusers position.**
- **Reiterate your statement of truth**

Example of Legal Maxims

The Rule of Law

WHEREAS, you have a lawful, legal, moral, ethical and constitutional **DUTY to uphold the Rule of Law**; and

"First Do No Harm" - "Primum Non Nocere" - a fundamental duty of medical ethics and law.

WHEREAS, the State, the Government and Government actors, public authorities, NHS Trusts and other state actors such as Courts of Law, Universities, City Councils as well as private corporations and an individual's primary common law **DUTY** is to **"FIRST, Do No Harm" - Primum Non Nocere**. It is a fundamental principle of medical ethics and a maxim of common law, domestic and international laws and God's laws that binds you. "Do No Harm" means that **you must not act to cause harm, nor must you omit to act to prevent harm from happening**; and

WHEREAS, Omitting to act to prevent harm is as culpable as acting to cause harm. From Black's law dictionary :

"What is **OMISSION**?

Failure to complete a duty or task, usually as a result of apathy, complacency or neglect."

Examples of Legal Points

1. Provide a Victim of the alleged crime who has suffered LOSS, DAMAGE or HARM along with two supporting witnesses.
2. Proof of a full and binding bilateral contract in accordance with the corporations Act 2001, between the parties Live Birth Name (the man) and State of Victoria ABN 054558619;
3. Proof both lawfully and legally Live Birth Name (the Man) is the decedent and legal fiction, CORPORATE FICTION NAME;
4. Proof both lawfully and legally that Live Birth Name (the Man) not the decedent and legal fiction CORPORATE FICTION NAME, is lawfully and legally bound by any Australian Statute or Act;
5. Proof both lawfully and legally, which Australian Statute State of Victoria is lawfully and legally operating under, if no contract between the aforementioned parties exists;
6. Proof that Live Birth Name (the Man) was the driver of the vehicle registration 123 ABC on the date and time of the alleged offence.

Sign and notarise

- **This part MUST be completed in the of a witness.**
- **Don't sign it until you're in the presence of a licensed witness or notary if relevant.**
- **Remember to bring some form of official identification, such as a passport or driver's license etc.**
- **Procedures and requirements can vary state to state and country to country so double check with relevant qualified people.**



Example of Signature and Witness

Signed and sealed this _____ day of _____,
20____.

All rights reserved.
With Extreme Prejudice

By:

Simon Shields, *in rerum natura*

(Affiant)

Acknowledgment

For verification purposes only

SUBSCRIBED AND SWORN TO before me by Simon Shields, known to me or
proven to me to be the real man signing this affidavit this _____
day of _____, 20____.

WITNESS my hand and official seal.

NOTARY PUBLIC or JP

DATE

(Seal)

SEND VIA REGISTERED MAIL AND/OR RECEIPT WITH EMAIL

Step 1: Send Affidavits by post and/or email. The defendant(s) have 28 days to respond

Step 2: If no response. Send 2nd affidavit, “opportunity to correct”

Defendants have 14 days to respond

Step 3: If no response send “final notice” or “Letter of default”



**An unrebutted Affidavit
stands as truth in
commerce**



Keep ALL Evidence Safe and Secure

The background of the slide is a close-up, high-angle shot of a dark-colored metal safe. On the left side, a circular keypad is visible, featuring a grid of buttons with embossed numbers from 1 to 9, a star symbol, and a hash symbol. To the right of the keypad is a large, circular dial with a central circular element and several small holes around its perimeter. The lighting is dramatic, highlighting the metallic texture and the circular patterns of the safe's interface.

Affidavits - originals or certified copies.

Opportunity to cure and final notices

Any further letters or documents.

Registered mail receipts

Video evidence of any “in person” meetings or visitations.